

#### HEALTH, SAFETY AND ENVIRONMENTAL INFORMATION:

- **No added Lead, Mercury & chromium compounds.**
- **Lead content in dried paint film does not exceed 90 parts per million.**
- Treatments such as sanding, burning off etc. of paint films may generate hazardous dust and/or fumes. Wet sanding/flaming should be used wherever possible. Work in well ventilated areas. Use suitable personal protection equipment.
- No Known significant effects or critical hazards.
- Keep out of the reach of children
- If medical advice is needed, have product container or label at hand.
- Do not get in eyes, on skin or on clothing.
- Call a POISON CENTER or Doctor/Physician if you feel unwell.
- Dispose of contents and containers in accordance with all local, regional, national and international regulations
- Remove as much paint as possible from brushes and rollers before cleaning.
- Safety data sheet available for professional/ user on request.

#### PRECAUTIONS:

- Do not apply when ambient temperature is less than 10°C or if the temperature might drop to this level within 4 hrs of application.
- Do not over thin or overextend the brush.
- Avoid extreme temperature.
- Do not apply on damp surface.
- Do not over thin.
- Use only AkzoNobel colorants.
- Stir well before use.
- Tinted paints need thorough shaking immediately after tinter addition as well as before use.

#### CONTACT US:

Registered office,  
Akzo Nobel India Limited Geetanjali Apartment, 1st floor, 8B Middleton Street, Kolkata 700 071  
In case of any complaints please contact Customer care cell,  
Akzo Nobel India Ltd., 9th Floor, Magnum Towers, Golf Course Ext Rd, Sector 58, Gurugram, 122011,  
Haryana, India

Note: The information provided above may change without prior notice.



**COLOURS  
— OF THE —  
WORLD**

Now also available in

**SHEEN**

**PRO COAT  
TECHNOLOGY**

**COLOURGUARD  
TECHNOLOGY**  
Long lasting colours

**Dulux**  
let's colour

**Dulux**  
SuperCover  
COLOURS  
OF THE  
WORLD  
SHEEN  
PREMIUM INTERIOR EMULSION


**AkzoNobel**

PRODUCT DESCRIPTION :

**Dulux SuperCover Sheen** is a premium quality & highly durable paint with a Sheen finish. It is the only paint in the premium interior emulsion segment to offer sheen along with superior coverage and colour durability at an affordable price. Dulux SuperCover Sheen gives soothing sheen and a rich finish to the walls.





PRODUCT FEATURES AND BENEFITS :


- 

**Colours of the World**  
inspired by the colours and moods of beautiful places around the world
- 

**ProCoat Technology**  
ensures maximum opacity and coverage vs any other paint in the category
- 

**Colourguard Technology**  
provides colour durability and ensures long lasting colours on the walls
- 

**Sheen Finish**  
Rich & soothing sheen finish gives the walls a premium & sophisticated look
- 

**Extra coverage formula**  
Helps to provide higher coverage than any standard interior emulsions
- 

**Anti-Fungal**  
It helps to keep the walls free from Fugal growth & black patches
- International quality pigments & binders gives a superior finish and fresh look to the painted wall**

PRODUCT RELATED INFORMATION :

Film Composition:

Pigment	: Non-lead/Chromite pigment
Binder	: Acrylic co-polymer emulsion
Solvent	: Water
Colour	: As per AkzoNobel shade offering
VOC level in White & bases	: <50 gm/litre (Excluding tinter)
Gloss/Sheen Level	: Mid Sheen
Flash Point (IS 101/1987, Part 1, Sec 6)	: Non-Flash
Stability of Thinned Paint	: Can be used within 24 hours of thinning after mixing
Dry Film Thickness (Theoretical)	: 30-40 microns at coverage of 100-120 sqft/litre.
Theoretical Coverage	: The Spreading capacity/coverage of this product will vary considerably according to the surface preparation, roughness and porosity of the surface and change in color on the wall <ul style="list-style-type: none"><li>• On smooth surface of low porosity: Range 100-120 sqft/litre/2 coats</li><li>• On high porous absorbent surface: Range 80-100 sqft/litre/2 coats</li></ul>
Pack Size Available	: 1, 4, 10 & 20 litres

APPLICATION RELATED INFORMATION:

Before application, read the safety, health and environmental information and the precautions given below.



**Application Tool :**  
Suitable for application by brush and roller.



- Surface Preparation :**
- Ensure that the surface is clean, dry, free from all loose particles, paint film, dust, dirt, mould, fungal growth etc. before application.
  - Surface should be thoroughly rubbed down using a suitable abrasive paper and thereafter wiped off.
  - For New concrete / plaster, surface should allow to mature properly.
  - For area severely affected by Fungus application of Dulux Aquatech Pre-treatment coat is recommended.
  - Fill up all minor cracks and defects with Dulux Aquatech range of Crack fillers as per requirement / cement and sand mixture in the ration 1:3.
  - In case of areas having dampness use Dulux Aquatech Interior Waterproof Basecoat on the bare surface as per recommendation.
  - Proper surface preparation is must to get the desired effect and finish.
  - Dulux SuperCover Sheen should not be applied to the surfaces or substrates which are exposed to continuous seepage or dampness.



**Priming Coat Application :**  
• Prime surface with a coat of Dulux Water Based Cement Primer or Interior Acrylic Primer and dry for 4-6 hrs.



**Putty Application :**  
• Smoothen the surface by filling dents with thin coats of any suitable putty. Allow drying for 4-6 hours. A second coat of Putty may be applied if necessary and allow to dry further 4-6 hours. Sand the surface with Emery Paper 180. Wipe off loose particles.



**Priming Coat Application :**  
• Prime surface with a coat of Dulux Water Based Cement Primer or Interior Acrylic Primer and dry for 4-6 hrs.



**Dilution :**  
• Dilute 1 lit of paint with 400 ml of water for Brilliant white & pastel shades. In case of dark colors, dilute 1 lit of paint with a maximum of 300ml of water (An additional coat may be required for full opacity). Do not over dilute and shake the paint well before use.



**Finishing :**  
• Stir thoroughly before use. Apply 2-3 coats of Dulux SuperCover Sheen and allow a drying time of 4-6 hours between the coats. Normally two coats of paint are enough for opacity and the desired finish. An additional coat might be required for the dark shades to get the desired finish.



**Drying Time: (Single coat at standard thickness) :**  
• Touch Dry : Upto 30 Mins.  
• Recoat : 4-6 hours.  
• Drying time may vary according to temperature and humidity. For instance, drying time will be significantly longer in cool and damp conditions.