

## HEALTH, SAFETY AND ENVIRONMENTAL INFORMATION:

- Store in cool, dry, well – ventilated space away from the sources of heat, ignition and direct sunlight.
- Keep the container tightly closed. Keep out of the reach of the children.
- If swallowed seek medical advice immediately and show this container or label.
- Avoid contact with skin or eyes. Wear suitable gloves. May cause sensitization by skin contact.
- After contact with skin wash immediately with soap and water or a proprietary skin cleanser. Do not use solvent thinners or white spirits.
- In case of contact with eyes rinse immediately with plenty of water and seek medical advice.
- Do not empty into drains. Use only in well ventilated areas.
- Ensure good ventilation during application and drying.
- Do not use empty container for storing food.
- Remove as much paint as possible from the brushes and rollers before cleaning.
- Harmful to aquatic organisms, may cause long term long – term adverse effects in the aquatic environment.
- Avoid release to the environment. Refer to special instructions / Safety data sheet.
- No added lead, mercury or chromium compounds.

## PRECAUTIONS:

- Stir thoroughly before use
- Do not apply when ambient temperature is less than 10°C or if the temperature might drop to this level within 4 hrs of application.
- Do not apply during wet weather.
- Tint using Dulux Paints machine colorants only
- Do not use Universal stainers or any other colorants.
- Do not over thin or overextend the brush.
- Especially in pre-monsoon season, horizontal surface to be coated before coating the vertical surface. This will help reduce the streak marks of algal growth if any.
- Diluted paint should be consumed within 24 hours of thinning. It is recommended to dilute only necessary amount of paint. After 24 hours diluted paint may become susceptible for microbial attack.

## CONTACT US:

Registered office,  
Akzo Nobel India Limited Geetanjali Apartment, 1st floor, 8B Middleton Street, Kolkata 700 071  
In case of any complaints please contact Customer care cell,  
Akzo Nobel India Ltd., 9th Floor, Magnum Towers, Golf Course Ext Rd, Sector 58, Gurugram, 122011,  
Haryana, India

Note: The information provided above may change without prior notice.



# PROMISE

## SHEEN

## EXTERIOR

## PRODUCT DATA SHEET






PRODUCT DESCRIPTION :


Dulux Promise Sheen Exterior is a high quality acrylic emulsion paint suitable for dry to moderately humid climatic condition. The revolutionary High sheen technology provides a superior look to the walls. Its advance anti peel formula ensures that the product has excellent resistance to peeling, chalking and weathering on prolonged exposure. It provides protection against algae and fungus growth due to presence of strong anti – algal/ fungal compound.




PRODUCT FEATURES AND BENEFITS :




**Best in class sheen**




**Chroma Brite technology ensures bright colours stays for longer tenure**



**Advance Anti peel formula provides excellent resistance against chalking and peeling**



**Good Coverage and Good Opacity**  
Good coverage formula helps to provide better coverage than any standard exterior emulsions.



**Smooth Finish**  
Good flow & levelling ensures the proper, rich finish over the wall

PRODUCT RELATED INFORMATION :

Film Composition:

- Pigment : Light fast Non-Lead/Chrome pigment
- Binder : Pure Acrylic Emulsion
- Solvent : Water
- Colour Range : As per AkzoNobel shade offering

**Volatile organic compound (VOC) level in White & bases** : Low VOC (Theoretical) ASTM D 3960-04-10 gm/L.  
VOC for shades will vary depending on the colorant quantity.

**Gloss/Sheen Level** : Best in class

**Flash Point (IS 101/1987, Part 1, Sec 6)** : Non-Flash

**Stability of Thinned Paint** : Can be used within 24 hours of thinning after mixing

**Dry Film Thickness (Calculated)** : 60-80 microns at coverage of 50-60 sqft/liter/2 coats.

**Practical Coverage** : The Spreading capacity of this product will vary considerably according to the roughness and porosity of the surface.

- On Smooth surface of low porosity : 50-60 sqft/liter/2coats
- On textured surfaces of low porosity: 35-50sqft/liter/2coats

These figures are only an approximate guide. Due to variation in different surfaces, the coverage may vary. It is recommended to do a coverage trial before finalizing the paint requirement.

**Washability:** Medium

**Shelf Life:**

- 3 years from the Date of Manufacturing in the original sealed condition.
- Store under cover, away from direct sunlight and protect from extreme temperature.
- In hot temperature conditions, it must be stored in a temperature-controlled environment i.e. less than 30 Deg c.

**Number of shades offered :** 1200+

**Pack Size :** Available in 1,4, 10 & 20 liters

APPLICATION RELATED INFORMATION:

Before application, read the safety, health and environmental information and the precautions given below.



**Application Tool :**

Suitable for application by brush or roller.



**Surface Preparation :**

- Freshly Plastered surfaces must be allowed to cure completely. It is recommended to allow at least 12 weeks as the curing time for new masonry surfaces.
- Ensure surface is thoroughly clean, dry and free from all loose dirt, chalk, grease, fungi, algae and flaking paint. This can be achieved by brushing with a wire/stiff coir brush, followed by water jetting if required.
- Dry sanding, flame cutting and/or welding of the dry paint film may give rise to dust and/or hazardous fumes. Wet sanding should be used wherever possible. If exposure cannot be avoided by the provision of local exhaust ventilation, suitable respiratory protective equipment should be used. For the areas severely affected by algae or fungus application of ICI Pre – Treatment coat is recommended.
- Fill up all minor cracks and defects with Dulux Aquatech Crackfillers( 5mm,10 mm or 20 mm) or cement and sand mixture in the ratio 1:3. Avoid application of putty or any filling compound.
- Dulux Promise Sheen Exterior should not be applied to the surfaces or substrates which are exposed to continuous seepage or dampness.



**Priming coat Application :**

- Application of putty is not recommended. Apply one self- priming coat or one coat of Dulux Exterior Promise Primer or Dulux Exterior Acrylic Primer after thinning with water in the ratio of 1:1.



**Dilution :**

- Dilute 1 lit of paint with maximum 700 ml of water. Some shades may require 3 coats for complete hiding.



**Finishing :**

- Stir thoroughly before use.
- Apply 2 coats of Dulux Promise Sheen Exterior and allow a drying time of 4-6 hours between the coats.
- An additional coat is recommended in case of horizontal surfaces like the top of windows, ledges, parapet wall, etc. It is recommended to wash/clean the building every year for the better performance of the coating.



**Drying Time: (Single coat at standard thickness) :**

- Surface Dry: Upto 30 min.
- Recoat: 4-6 hours.
- Drying time may vary according to temperature and humidity. For instance, drying time will be significantly longer in cool and damp conditions.



**Post Application Instructions**

For best performance of paint ensure proper washing and cleaning of all algal and fungal growth at regular interval of six months.