



STAY BRIGHT
 • RICH & BRIGHT COLOURS FOR WOOD & METAL
 • ANTI-YELLOWING

Gloss

Dulux Stay Bright Gloss is water based premium quality enamel. It gives a smooth finish with a glow of gloss. Unlike ordinary enamel paints, Dulux Stay Bright Gloss comes in rich and bright colors with quick drying and anti-yellowing properties. It is also fade proof, so the surface retains the freshly painted look for a longer time. Dulux Stay Bright Gloss complements wooden and metallic surfaces, just as it adorns walls.

Product Features & Benefits

Dulux Stay Bright Gloss is formulated to provide unique properties to household wooden and metal furniture, doors, windows, gates, grills

- No more ugly yellowing on your furniture
- Wipe the dirt away



Product Related Information

	FILM COMPOSITION
PIGMENT	Light Fast Pigments containing no Lead & Chrome Pigments
BINDER	Dura-Tough Acrylic Co-Polymer Emulsion
SOLVENT	Water
COLOUR	As per the shade card

Flash Point (IS 101/1987, Part 1, Sec 6) :
 Non-Flash

STABILITY OF THINNED PAINT:
 Use within 24 hours of thinning after mixing with water


COVERAGE
 Under normal conditions it is 100-120 sq.ft/ltr for 2 coats. However this can show wide variation depending on actual type/ Condition of substrate.



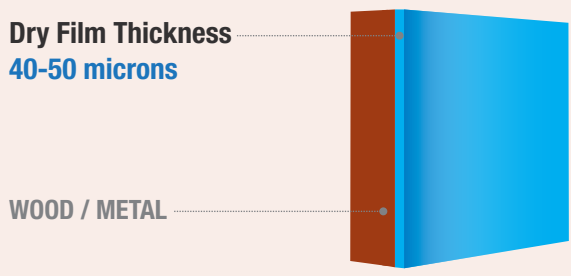
VOC LEVEL

**Low VOC (Theoretical)
ASTM D-3960**
 Varies from 80-120 gm/ltr. depending on the shades


GLOSS/SHEEN LEVEL



FILM THICKNESS



PACK SIZE



APPLICATION RELATED INFORMATION

Shake the paint well before use. Do not dilute beyond recommended dilution ratio. Please ensure proper surface preparation before the application as it may affect the final properties and finish of the paint. Dilute the paint as per recommended ratio. Apply the first coat by brush, followed by leveling with a sponge roller in case of Wood surface (as required). Allow to dry for at least 3-4 hrs. After complete drying of the first coat, apply the second coat and dry overnight. Follow same dilution ratio for second coat.

Normally two coats of paint are sufficient for complete opacity and desired finish. Dark base shades may require additional third coat for getting the desired opacity.

SURFACE PREPARATION

- Sand the surface with Emery paper 180, Wipe and clean. Flame cutting and/or welding of the dry paint film will give rise to dust and/or hazardous fumes. Wet sanding should be used wherever possible. If exposure cannot be avoided by the provision of local exhaust ventilation, suitable respiratory protective equipment should be used.
- Priming: When applying Dulux Stay Bright Gloss on wood, Dulux recommends Dulux Quick Drying Primer (34-2000) which is a water based primer for wood & metal for best results. Topcoat can be applied after 3 hrs of Quick drying Primer application. You can also use Duwel wood primer (34-0300) or Duwel Solvent based cement primer (34-1200) for wood and Duwel Red oxide primer (34-0100) or Duwel Solvent based cement primer (34-1200) for metal.
- For Masonry surface: Apply Duwel Water based cement primer (32-0168).
- Primer Putty Primer is a must to get the desired effect of topcoat on Wood & masonry surface where ever required. Ensure drying for 6-8 hours for Primer coat and 4-6 hours between each Putty coat.
- Putty smoothening: For Wooden surface use Dulux wood guard wood putty(20-1015) For Masonry surface. Use Duwel PolyPutty (33-1410) or ready-to-use Duwel Acrylic Wall Putty (33-1610). Apply a second coat of Putty only if necessary and allow it to dry for 4-6 hours.
- Sand the putty surface with Emery Paper 320 to get a smooth finish.
- Wipe off loose particles.
- For metal apply two coat of recommended Primer.

POST APPLICATION INSTRUCTIONS

For best performance of the paint, ensure proper washing and cleaning at regular intervals of six months.

PRECAUTIONS

- Avoid extreme temperatures.
- Do not apply on damp surface.
- Do not apply on rusted surface.
- Do not over thin.
- Use only Dulux Colorants.
- Stir thoroughly before use.
- Tinted paints need thorough shaking immediately after tinting as well as before application.
- Wear suitable eye protection while applying.
- Avoid inhalation of dust wearing a suitable dust pad while sanding and surface preparation.
- In case of contact with eyes rinse immediately with plenty of water and seek medical advice.
- In case of contact with skin, remove splashes from skin using soap and water or a recognized skin cleaner.
- In case of ingestion immediately seek medical advice.

For further details, carefully read the information on containers as well.

CONTACT US:

Registered Office:

Akzo Nobel India Limited

Geetanjali Apartment, 1st Floor, 8B Middleton Street, Kolkata 700 071

In case of any complaints please contact Customer care cell,

Ph : 1800 3000 4455, or write to Customer Care Manager,

Email : customercare.india@akzonobel.com

Akzo Nobel India Limited, Building No. 5, Tower A , 20th Floor

DLF Cyber City, Phase III, Gurgaon, India, Ph: 0124 - 4528400

Note: The information provided above may change without prior notice.

APPLICATION TOOLS

Suitable for application by brush, roller & spray



DILUTION

10-15 % with Water by Volume, Dilution above 20% will affect the performance of the paint.

DRYING TIME



TOUCH DRY: Upto 20 Mins.

Drying time may vary according to the temperature and humidity. For instance, drying time will be significantly longer in cool and damp condition.

CLEANING UP

Clean all equipment with water immediately after use.

SAFETY, HEALTH AND ENVIRONMENTAL INFORMATION

- Keep out of reach of children and away from food, drink and animal feed.
- Use in well-ventilated areas.
- After contact with skin wash immediately with soap and water or a skin cleanser.
- Do not use solvent thinners or white spirits.
- In case of contact with eyes, rinse immediately with plenty of water and seek medical advice.
- If swallowed seek medical advice immediately and show this container or label.
- Do not breathe vapor or spray.
- Do not pour leftover paint down the drains or in water courses.
- Contain spillage using sand or earth.
- Store container in an upright position, with lid tightly closed, in a cool and dry place.
- Lift with care – gross weight exceeds 10 kgs.
- Remove as much paint as possible from brushes and rollers before cleaning.
- Safety Data Sheet available for professional user on request.



Let's create together a brighter future for our planet.

Find out how at www.dulux.in