

Basecoat WB MIT P62 Red Diamond

Technical Bulletin

09/11/2019

L8.07.11a UK & Ireland

DESCRIPTION

Mitsubishi P62 Diamond Red is a 3-stage basecoat system consisting of different layers creating a special color effect: based on the following layers

- Basecoat Groundcoat color
- Basecoat Midcoat color
- Clearcoat

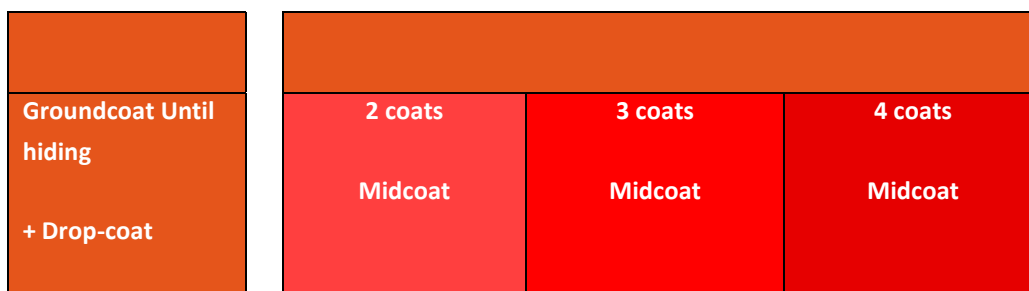
COLOR CHECK

Correct color match needs to be done by producing a number of color spray-out samples, the color changes dependent on the number of coats applied of the effect color.

Proceed as follows:

- Apply the foundation color until opacity is achieved on 1-5 different spray-out panels.
- Next apply one single coat of the effect color to all panels.
- Allow sufficient flash-off time and **remove one** panel before continuing this application process, resulting in spray-outs panels ranging with 1-5 coats of the effect coat.
- Allow for a 10-15 minutes flash-off time at 70°F (20°C) prior to clearcoat application.
- For optimum flash-off, dry the panels for several minutes in a oven or during a drying cycle in the spray booth.
- Apply two single layers of clearcoat to all color spray-out panels, securing brightness and color depth.

Create a set of spray out panels as below:



The operator can determine the right color match by using these color samples.

- Number each panel, indicating the number of effect coats on the panel.
- **Do not spray each panel separately.**

Basecoat WB MIT P62 Red Diamond

Technical Bulletin

09/11/2019

L8.07.11a UK & Ireland

BASECOAT WB GT GROUNDCOAT




100
10-20

Basecoat WB GT Groundcoat Mitsubishi P62
Activator WB



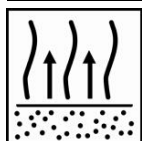
Spray gun set up :
1.3-1.4 mm

Application pressure :
1.7-2.2 bar at the air inlet
HVLP max 0.6-0.7 bar at the air cap



Apply the groundcoat until completely covered, flash-off between coats.

Note: For an optimal blend-edge a mini/compact spray gun can be used



Flash off by increasing airflow until completely dry between coats.

Drop coat has to be flashed until completely dry before midcoat application.

Basecoat WB MIT P62 Red Diamond

Technical Bulletin

09/11/2019

L8.07.11a UK & Ireland

BASECOAT WB GT MIDCOAT




100 Basecoat WB GT Midcoat Mitsubishi P62
10-20 Activator WB



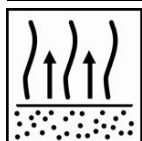
Spray gun set up :
1.3-1.4 mm

Application pressure :
1.7-2.2 bar at the air inlet
HVLV max 0.6-0.7 bar at the air cap



Apply 2-4 coats of the midcoat until the desired color is achieved. Flash-off between coats.

Note: Apply overlapping coats towards and over the Groundcoat.
Start 1st coat as far as possible, with the second and following coats within the previous coats until desired color is achieved



Flash off until completely dry between each coat and allow to flash off for 20-30 minutes before clearcoat application.

CLEARCOAT



See clearcoat TDS:



Use suitable respiratory protection
Akzo Nobel Car Refinishes recommends the use of fresh air supply respirator

Basecoat WB MIT P62 Red Diamond

Technical Bulletin

09/11/2019

L8.07.11a UK & Ireland

Akzo Nobel Coatings LT

Address: Unit 2B, Didcot Park
Churchward, Southmead Industrial Estate
Didcot, Oxfordshire, OX11 7HB
Tel: 00 44 (0)1235 862226

FOR PROFESSIONAL USE ONLY

IMPORTANT NOTE: The information in this data sheet is not intended to be exhaustive and is based on the present state of our knowledge and on current laws: any person using the product for any purpose other than that specifically recommended in the technical data sheet without first obtaining written confirmation from us as to the suitability of the product for the intended purpose does so at his own risk. It is always the responsibility of the user to take all necessary steps to fulfil the demands set out in the local rules and legislation. Always read the Material Data Sheet and the Technical Data Sheet for this product if available. All advice we give, or any statement made about the product by us (whether in this data sheet or otherwise) is correct to the best of our knowledge but we have no control over the quality or the condition of the substrate or the many factors affecting the use and application of the product. Therefore, unless we specifically agree in writing otherwise, we do not accept any liability whatsoever for the performance of the product or for any loss or damage arising out of the use of the product. All products supplied and technical advices given are subject to our standard terms and conditions of sale. You should request a copy of this document and review it carefully. The information contained in this data sheet is subject to modification from time to time in the light of experience and our policy of continuous development. It is the user's responsibility to verify that this data sheet is current prior to using the product.

Brand names mentioned in this data sheet are trademarks of or are licensed to AkzoNobel.

Head Office

Akzo Nobel Car Refinishes B.V., PO Box 3 2170 BA Sassenheim, The Netherlands. www.Lesonal.com